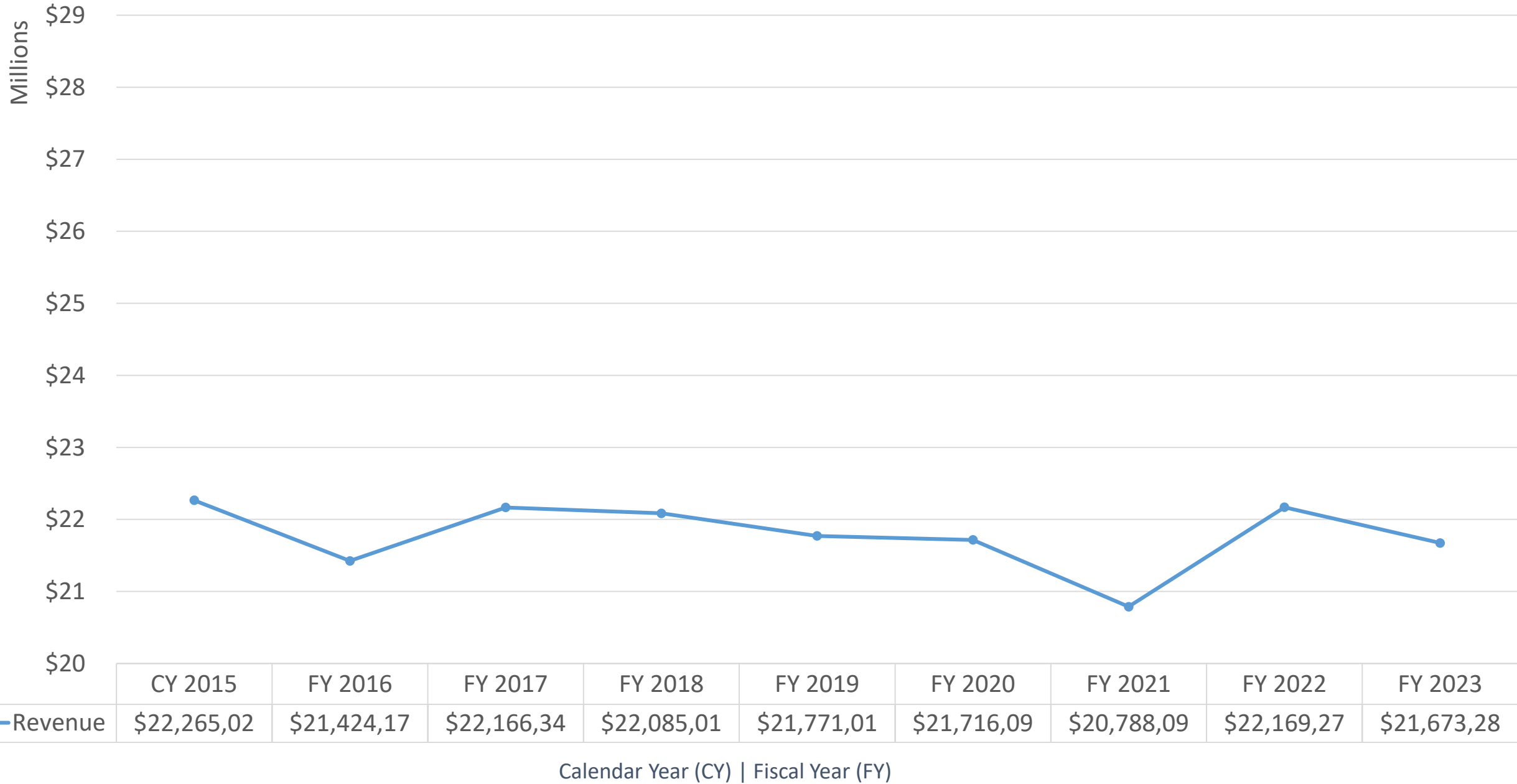
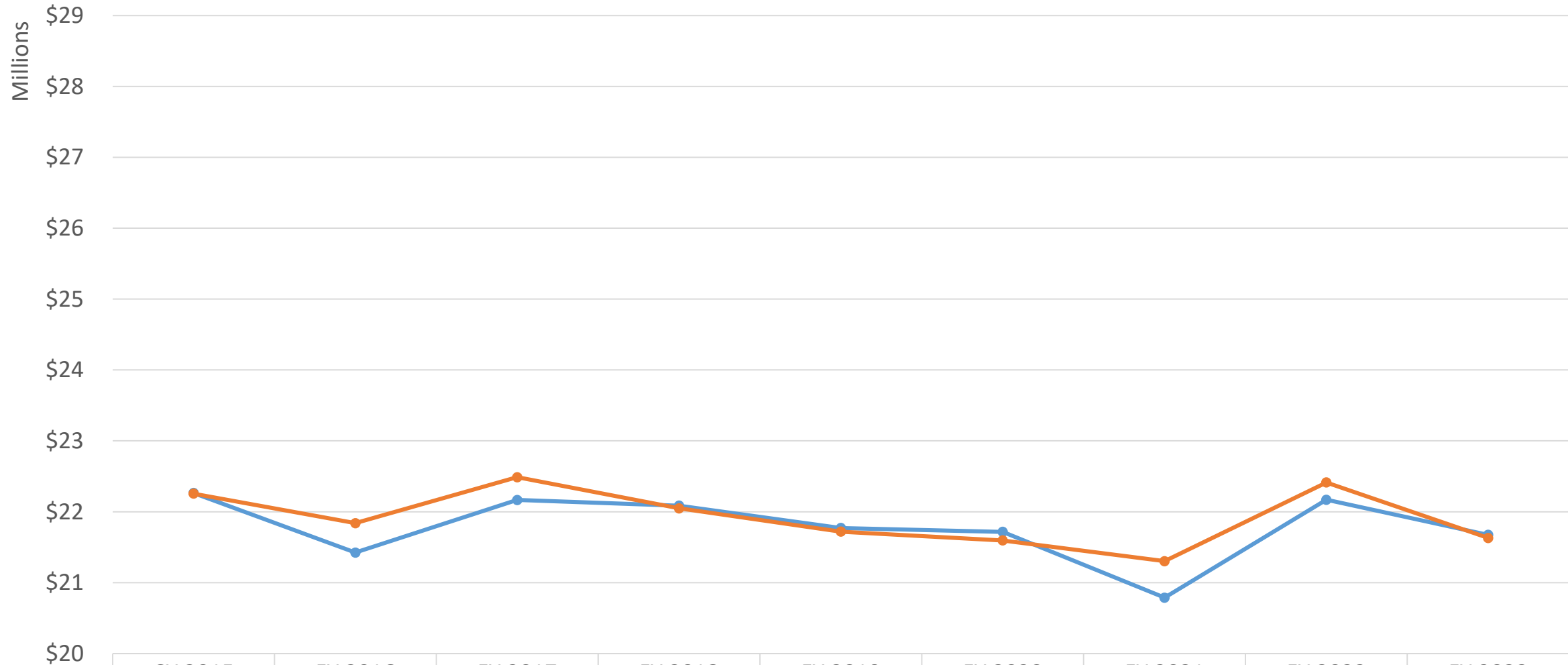


Diocese of Bridgeport
Report on Diocesan Finances
Pastor's Meeting
May 4, 2023

Diocesan Operations Budgeted Revenue Trend



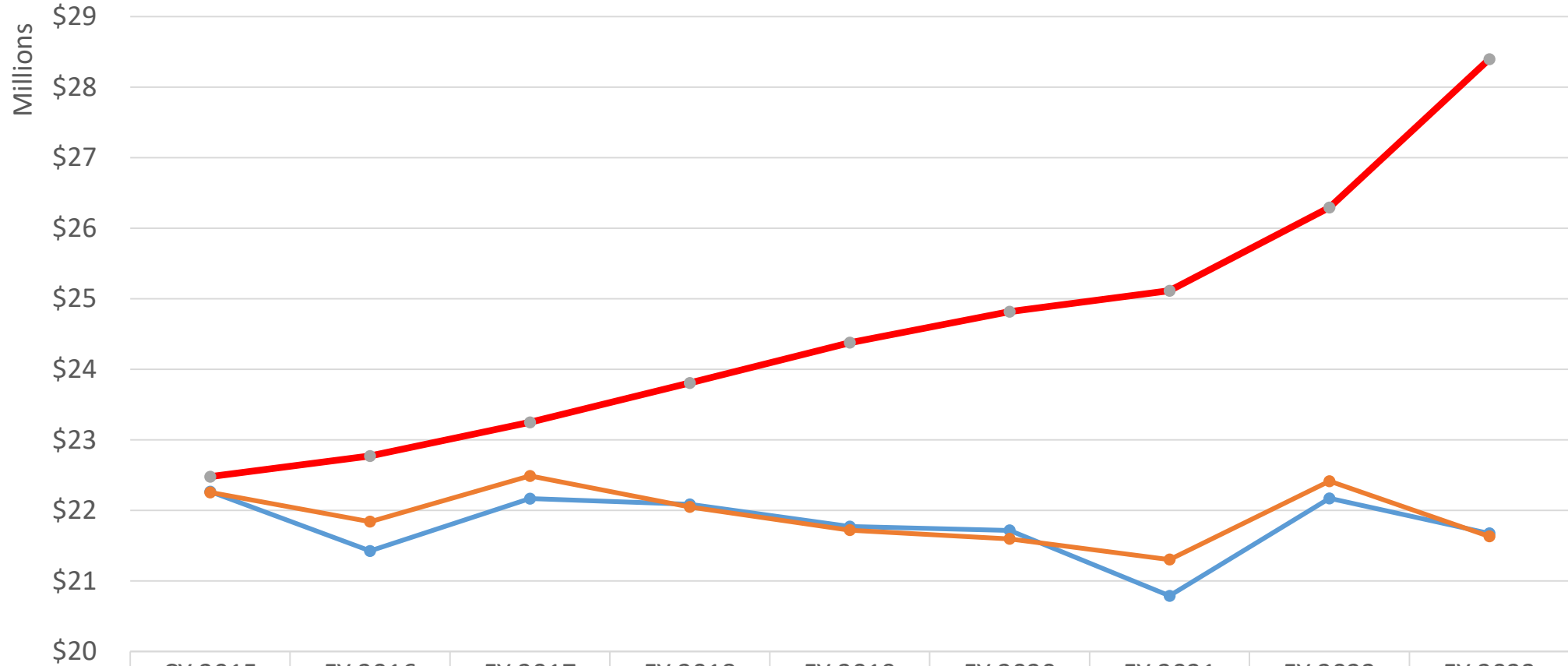
Diocesan Operations Budgeted Revenue and Expense Trend



	CY 2015	FY 2016	FY 2017	FY 2018	FY 2019	FY 2020	FY 2021	FY 2022	FY 2023
Revenue	\$22,265,024	\$21,424,178	\$22,166,348	\$22,085,010	\$21,771,010	\$21,716,098	\$20,788,090	\$22,169,270	\$21,673,286
Expenses	\$22,254,992	\$21,838,444	\$22,487,577	\$22,047,732	\$21,719,740	\$21,595,450	\$21,301,793	\$22,412,710	\$21,630,100
Surplus (Deficit)	\$10,032	\$(414,266)	\$(321,229)	\$37,278	\$51,270	\$120,648	\$(513,703)	\$(243,440)	\$43,186

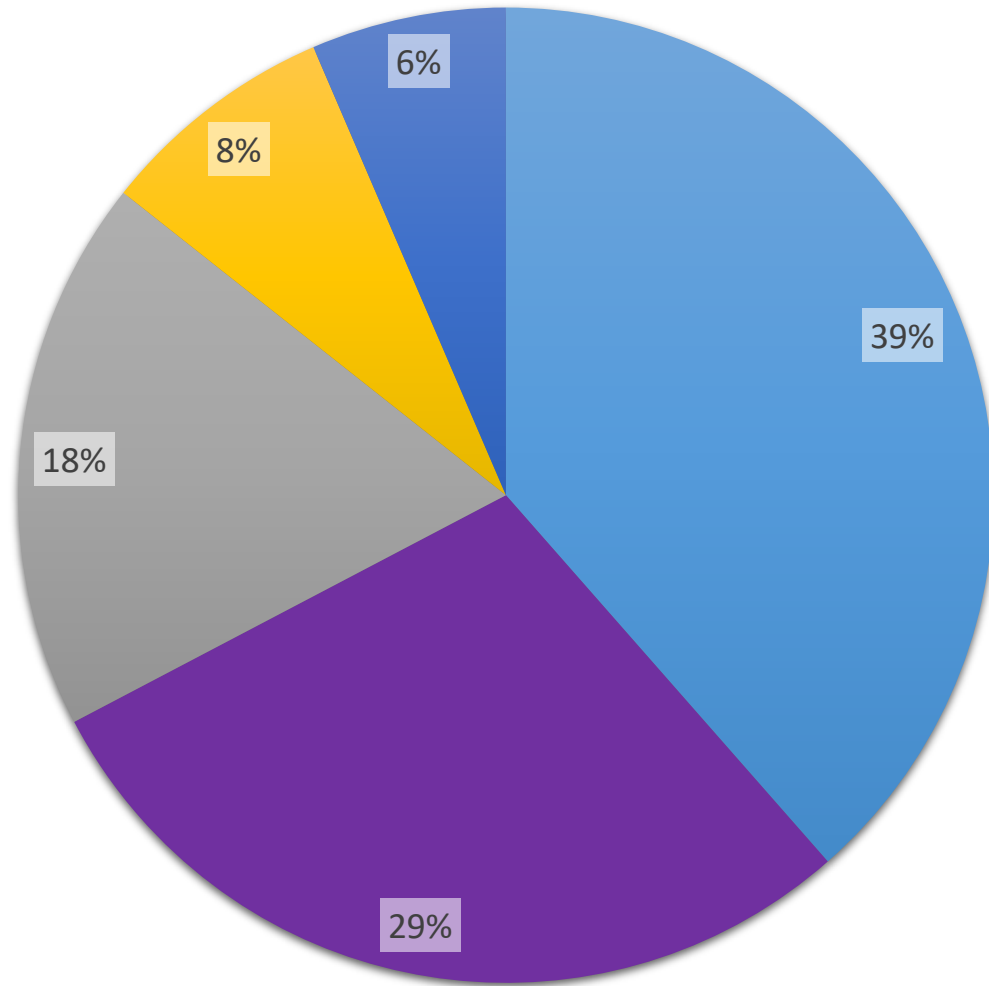
Calendar Year (CY) | Fiscal Year (FY)

Diocesan Operations Budgeted Revenue and Expense Trend and Expense Trend Adjusted for Inflation



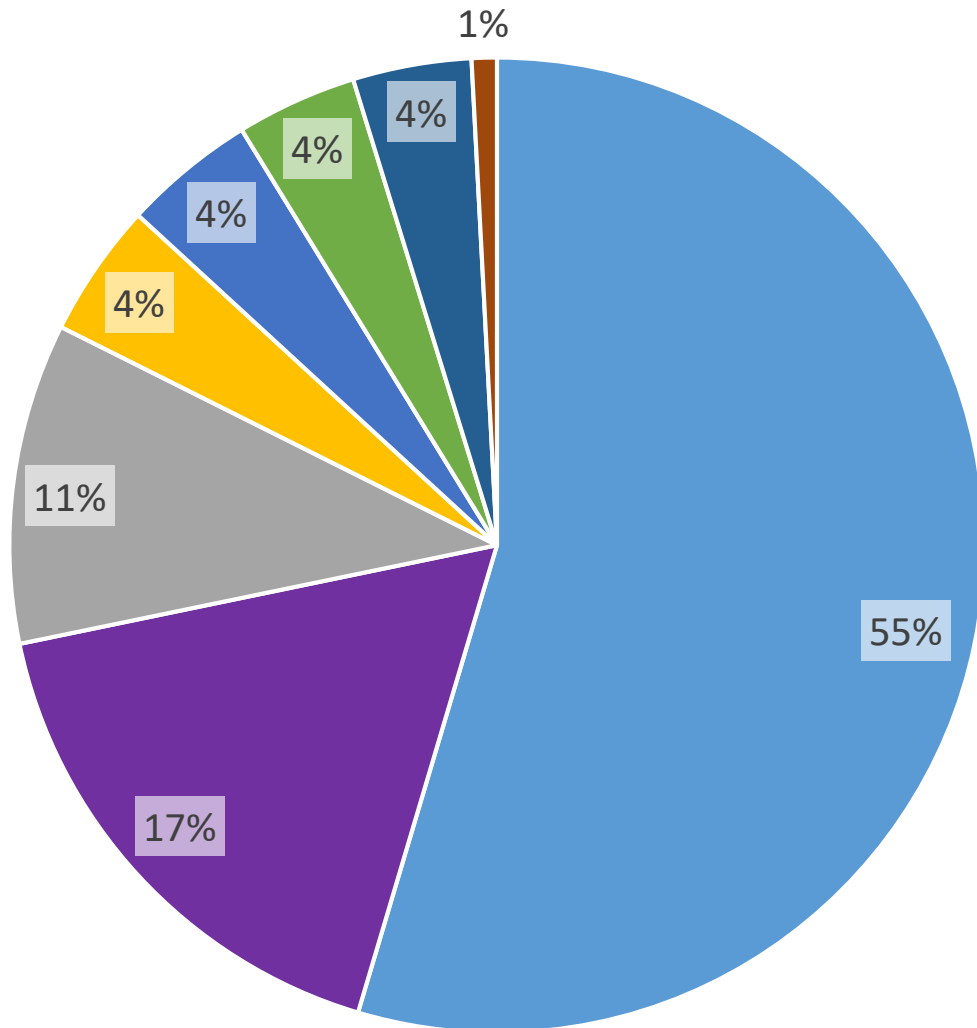
Calendar Year (CY) | Fiscal Year (FY)

Diocesan Operations Budget
July 2022- June 2023
Total Budgeted Revenue \$21,673,286



- Annual Catholic Appeal - \$8,350,000
- Cathedraticum Assessment - \$6,237,174
- Rental & Other Income - \$3,975,267
- Contributions & Bequests - \$1,710,845
- Cemeteries Contribution - \$1,400,000

Diocesan Operations Budget
July 2022- June 2023
Total Budgeted Expenses \$21,630,100

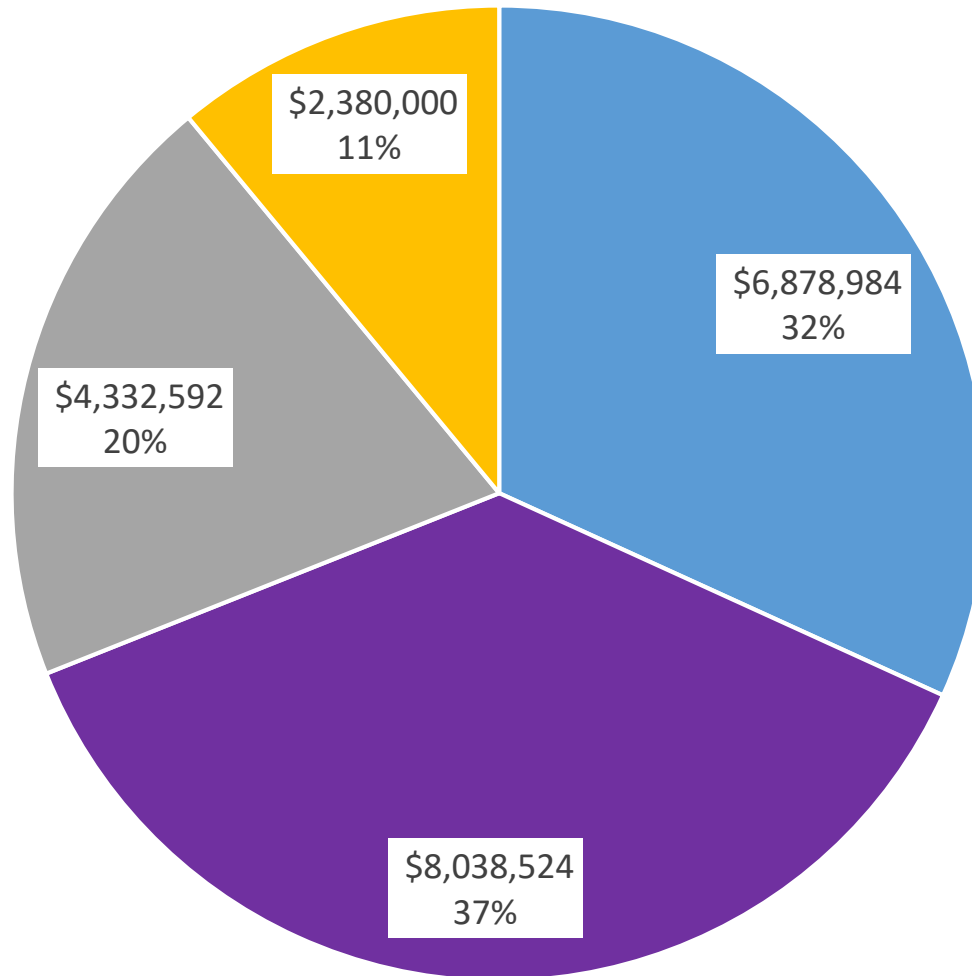


- Salaries & Benefits - \$11,810,116
- Grants & Contributions - \$3,710,506
- Contracted Services - \$2,299,514
- Occupancy & Insurance - \$961,641
- Professional Fees & Services - \$951,264
- Travels, Seminars, Dues & Other - \$866,009
- Office, Postage & Printing - \$850,812
- Other Supplies & Expenses - \$180,238

Diocesan Operations Budget by Ministerial Category

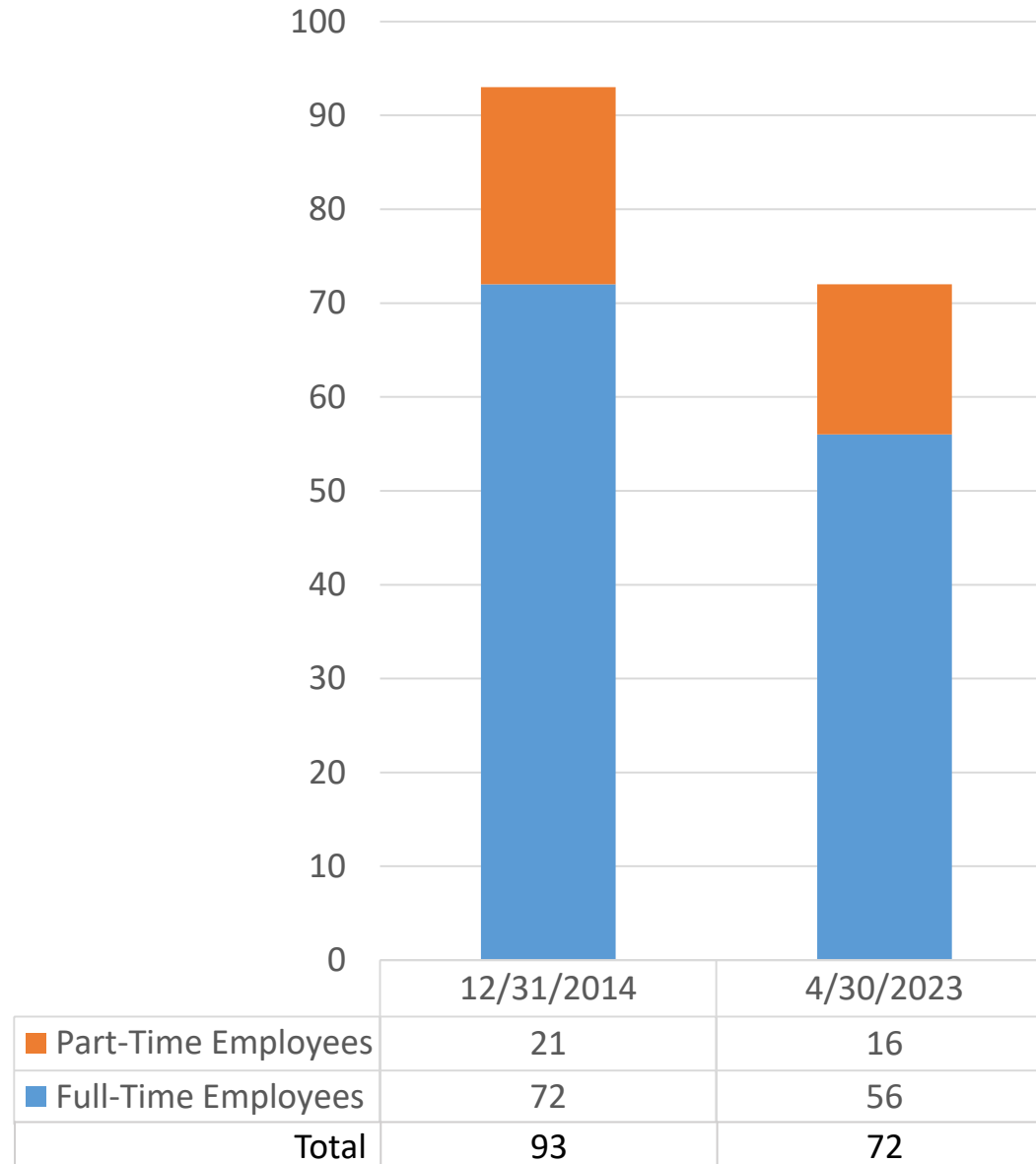
July 2022 – June 2023

Total Budgeted Expenses \$21,630,100

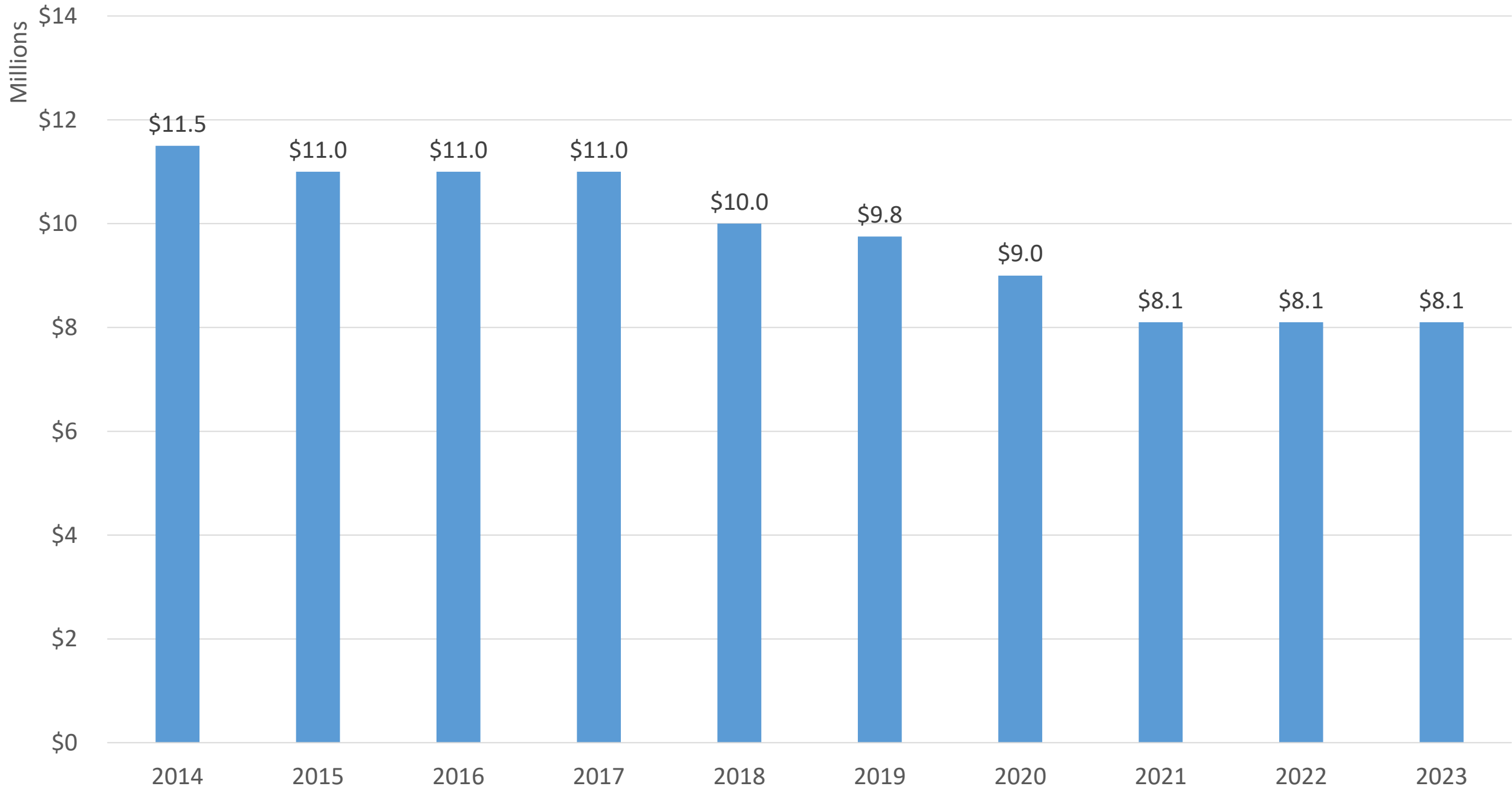


- Critically Unique to the Bishop - Services that are unique to the Ministry of the Bishop and only the Diocese can provide
- Administrative Services - Services that must support the central ministries (whether provided by the Diocese directly or outsourced)
- Other Services - Services provided to parishes, schools and other institutions, while respecting the principal of subsidiary
- Mission Related Charitable Support - Diocesan sponsored charities that help realize the threefold function of the Bishop's Office: teaching, sanctification and governance (including charity)

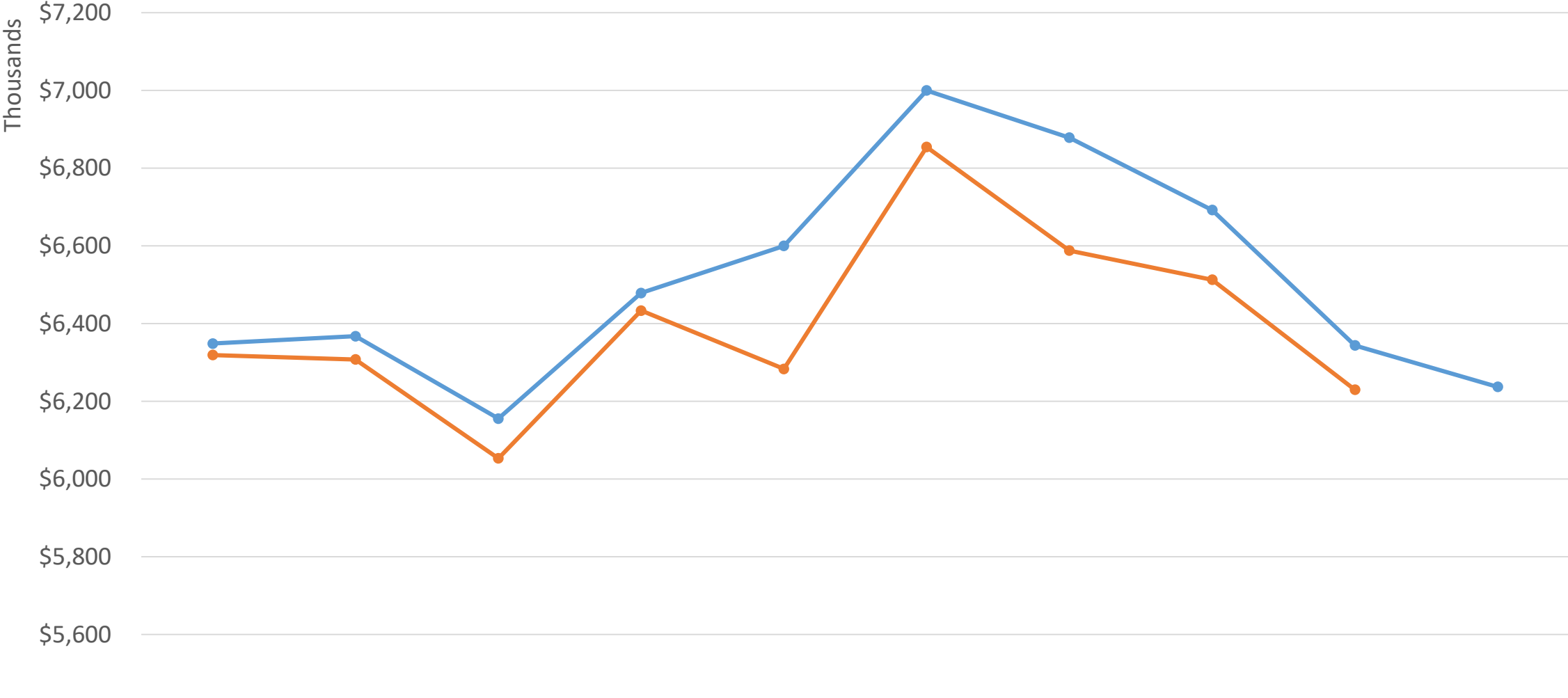
Catholic Center Employees



Annual Bishop's Appeal Goal Trend



Cathedraticum Trend



	CY 2014	FY 2015	FY 2016	FY 2017	FY 2018	FY 2019	FY 2020	FY 2021	FY 2022	FY 2023
● Cathedraticum - Budget	6,348,557	6,367,552	\$6,155,579	\$6,478,680	\$6,600,000	\$7,000,000	\$6,878,300	\$6,692,200	\$6,343,869	\$6,237,174
● Cathedraticum - Actual	6,319,063	6,307,518	\$6,053,221	\$6,433,568	\$6,283,399	\$6,854,443	\$6,587,993	\$6,512,734	\$6,229,736	

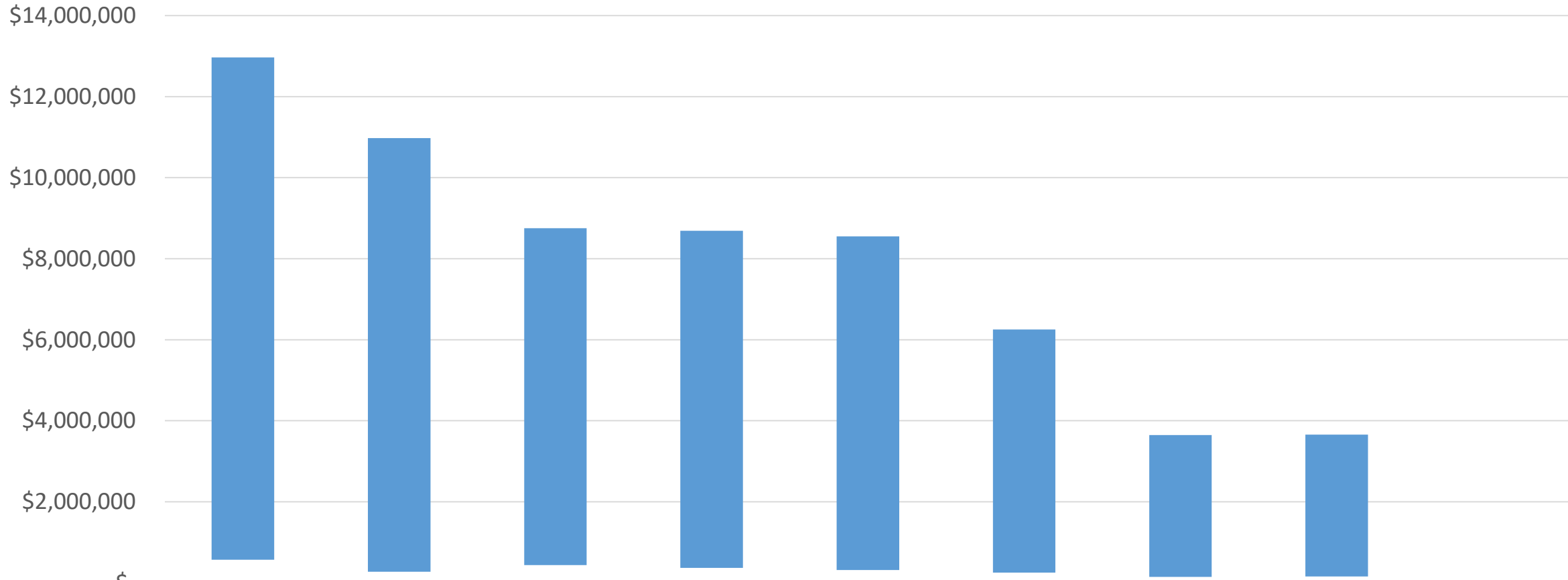
Calendar Year (CY) | Fiscal Year (FY)

Parish Annual Offertory Trend



	2014	2015	2016	2017	2018	2019	2020	2021	2022
—●— Total	\$44,141,291	\$44,038,825	\$44,887,192	\$45,589,882	\$44,080,577	\$42,672,794	\$39,854,047	\$39,854,047	\$41,290,424

Diocesan Debt



	CY 2014	CY 2015*	FY 2016*	FY 2017	FY 2018	FY 2019	FY 2020	FY 2021	FY 2022
Notes payable - K Of C	\$12,398,024	\$10,703,369	\$8,316,905	\$8,316,905	\$8,231,905	\$6,000,000	\$3,500,000	\$3,500,000	\$-
Interest expense	\$569,883	\$274,451	\$437,946	\$369,642	\$319,102	\$252,562	\$147,146	\$157,256	\$-

Calendar Year (CY) | Fiscal Year (FY)

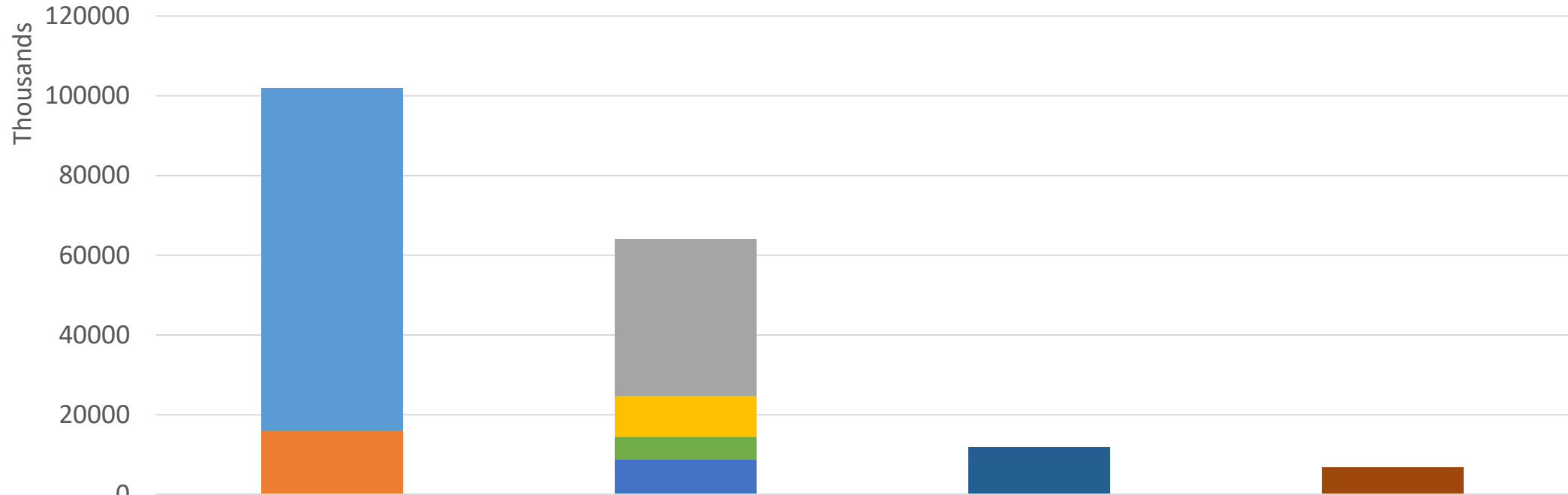
The original loan in October 2011 was \$15 Million. Interest paid on this loan totaled \$3,859,933.

*2015 – 6 months January-June 2015

*2016 – 12 months July 2015 to June 2016

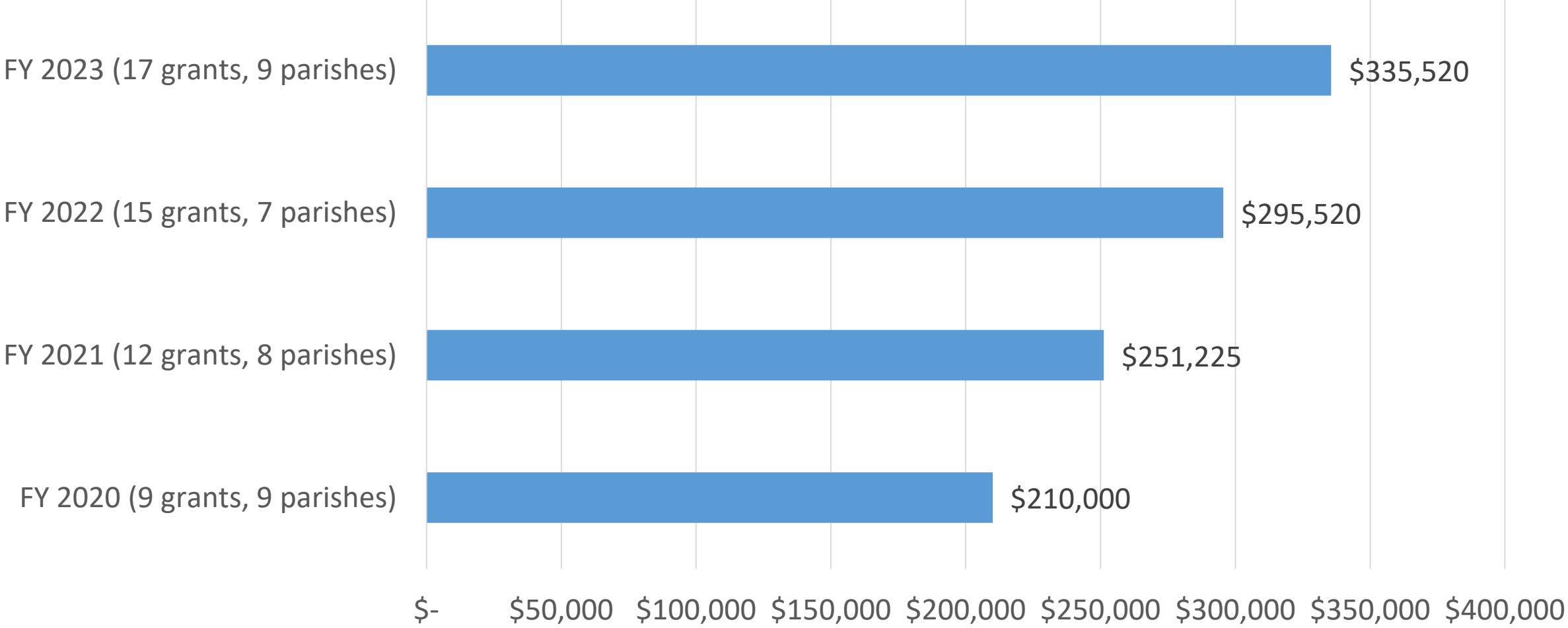
We Stand With Christ Capital Campaign

Revenue, Distributions and Expenses Since Inception – December 31, 2022



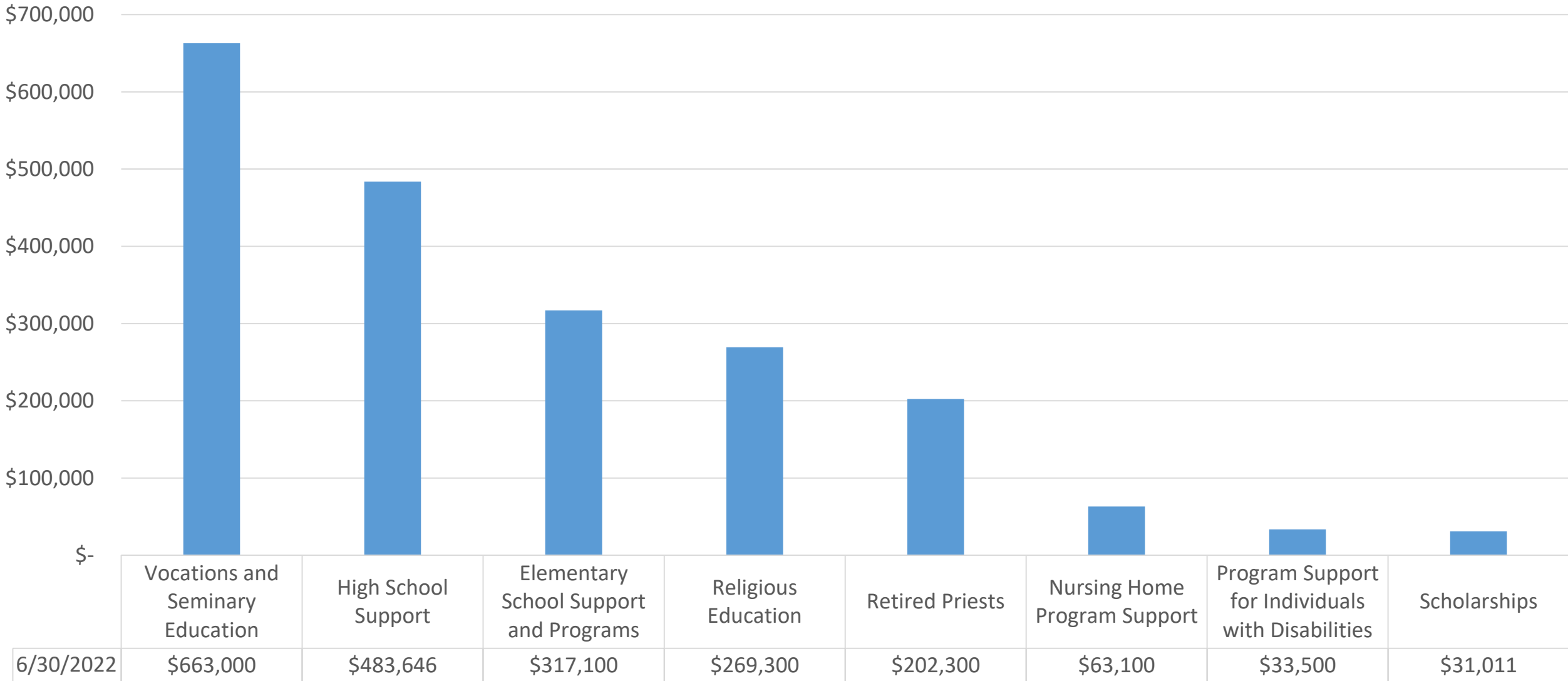
	Revenue	Distributions	Annual Bishop's Appeal	Campaign Expenes
Contributions and pledges collected	\$85,898,127			
Contributions receivable	\$16,094,094			
Parish's		\$39,315,505		
Foundations in Faith		\$10,475,512		
Foundations in Charity		\$5,590,277		
Foudations in Education		\$8,758,172		
Annual Bishop's Appeal			\$11,920,400	
Campaign Expenes				\$6,813,720
Total	\$101,992,221	\$64,139,466	\$11,920,400	\$6,813,720

Foundations in Faith - St. Francis Xavier Fund Grants



Foundations in Faith

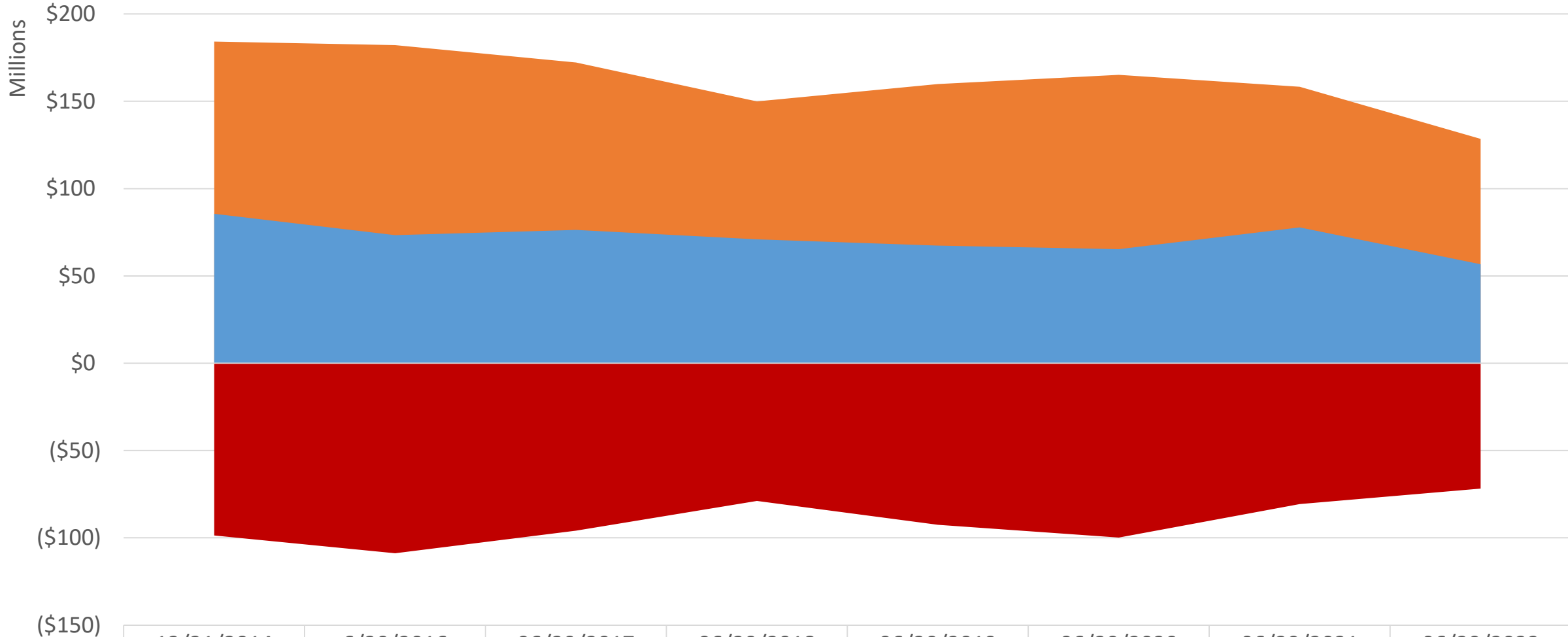
Distributions and Support for the Fiscal Year Ended June 30, 2022



Total: \$2,062,957

Lay Pension Plan Obligations

Plan Frozen as of July 31, 2010



	12/31/2014	6/30/2016	06/30/2017	06/30/2018	06/30/2019	06/30/2020	06/30/2021	06/30/2022
■ Obligations	\$184,217,608	\$182,188,548	\$172,184,438	\$149,875,384	\$159,879,743	\$165,157,734	\$158,362,797	\$128,411,844
■ Assets	\$85,543,561	\$73,329,059	\$76,353,745	\$70,972,273	\$67,399,051	\$65,342,931	\$77,767,271	\$56,679,815
■ Shortfall	(\$98,674,047)	(\$108,859,489)	(\$95,830,693)	(\$78,903,111)	(\$92,480,692)	(\$99,814,803)	(\$80,595,526)	(\$71,732,029)
Funding status	46.4%	40.2%	44.3%	47.4%	42.2%	39.6%	49.1%	44.1%

Lay Pension Plan Annual Payments and Contributions

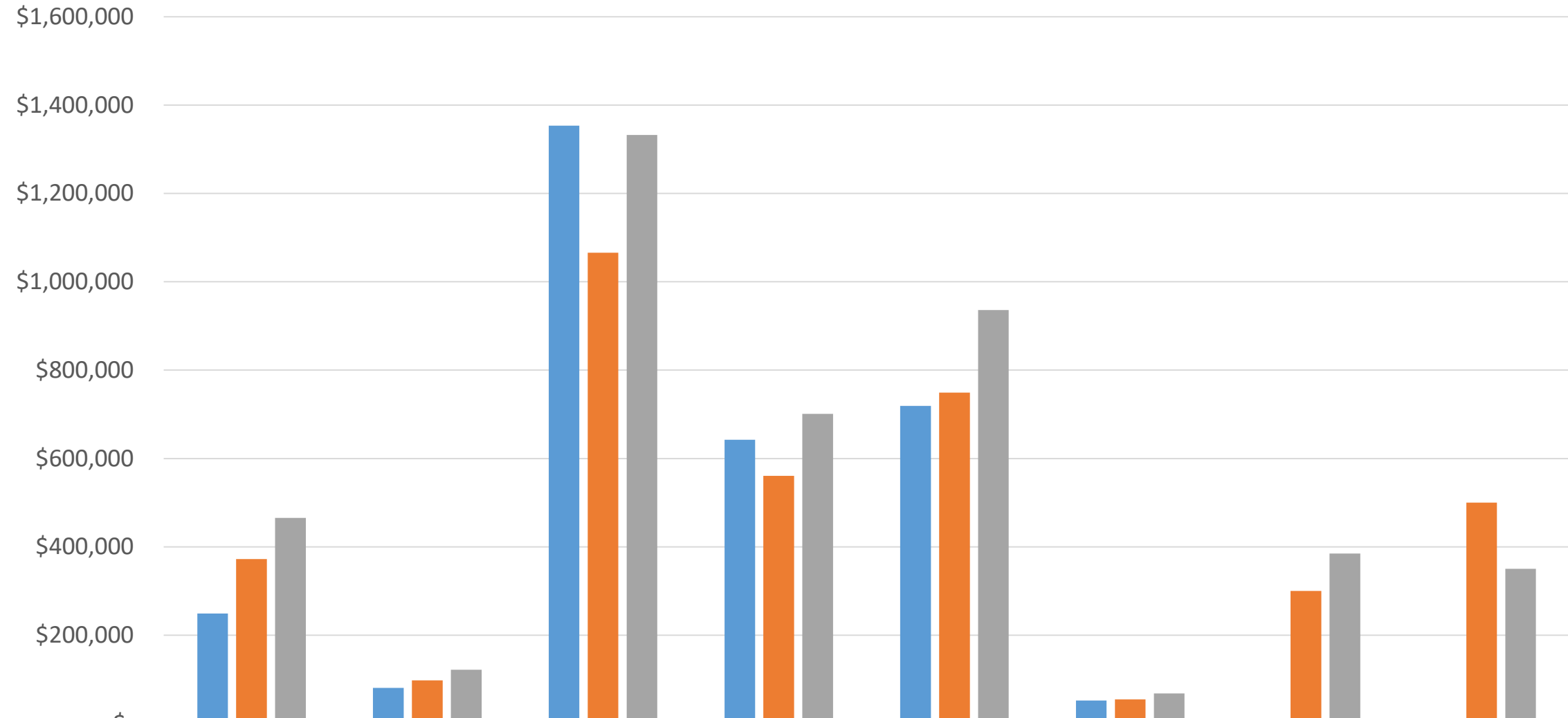
Millions

\$16
\$14
\$12
\$10
\$8
\$6
\$4
\$2
\$-

	12/31/2014	06/30/2015	06/30/2016	06/30/2017	06/30/2018	06/30/2019	06/30/2020	06/30/2021	06/30/2022
— Pension payments	\$8,936,569	\$9,485,813	\$9,572,156	\$9,526,769	\$13,692,748	\$10,439,459	\$10,725,164	\$10,861,979	\$10,942,746
— Pension contributions	\$3,097,000	\$2,848,000	\$2,848,000	\$3,049,994	\$3,000,006	\$3,040,000	\$3,375,000	\$5,624,250	\$3,500,000

— Pension payments
— Pension contributions

Lay Pension Plan Shortfall Contributions



	Catholic center	Cemeteries	Elementry schools	High Schools	Parishes	Other	DOB extra	Cemetery extra	Total
12/31/2014	\$249,204	\$80,650	\$1,353,522	\$642,492	\$719,097	\$52,035	\$-	\$-	\$ 3,097,000
6/30/2023	\$372,250	\$97,500	\$1,066,000	\$560,900	\$748,900	\$54,450	\$300,000	\$500,000	\$ 3,700,000
6/30/2024	\$465,313	\$121,875	\$1,332,500	\$701,125	\$936,125	\$68,063	\$385,000	\$350,000	\$ 4,360,000